

## HIV around the world

HIV has reached every corner of the globe although some regions are more heavily affected than others. The vast majority of people living with HIV live in sub-Saharan Africa.

The scale of the epidemic has demanded substantial political and financial commitment from international organisations, donor countries and domestic governments.

Here, we give you the latest global statistics, an overview of the global HIV response to date, and identify the major trends in the different regions and countries.

statistics.jpg



©iStock.com/hershin

### Global HIV and AIDS statistics

Nearly 37 million people are living with HIV but only around 70% of them know they have the virus. Get up to date with the latest figures.

Global response pod



Photo by UN Geneva/CC

### Global response to HIV and AIDS

In recent years, the international community has made huge efforts to provide universal access to HIV prevention and treatment.

History pod

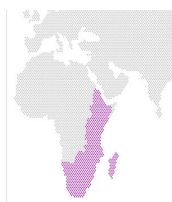


Photo by Babak Fakhmzadeh/CC

### History of HIV and AIDS

The history of HIV spans almost 100 years, since its origin in the 1920s.

Eastern and Southern Africa\_23August2016.jpg

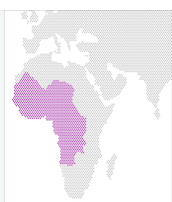


#### Eastern and Southern Africa (2016)

19 million people living with HIV  
7.1% adult HIV prevalence  
960,000 new HIV infections  
470,000 AIDS-related deaths  
56% know their status  
54% on antiretroviral treatment  
45% virally suppressed

Source: UNAIDS Prevention Gap Report 2016

Western and Central Africa\_23August2016.png

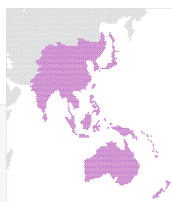


#### Western and Central Africa (2016)

6.5 million people living with HIV  
2.2% adult HIV prevalence  
410,000 new HIV infections  
330,000 AIDS-related deaths  
36% know their status  
28% on antiretroviral treatment  
12% virally suppressed

Source: UNAIDS Prevention Gap Report 2016

Asia and the Pacific.jpg



#### Asia & The Pacific (2015)

5.1 million people living with HIV  
0.2% adult HIV prevalence  
300,000 new HIV infections  
180,000 AIDS-related deaths  
64% know their status  
41% adults on antiretroviral treatment  
34% virally suppressed

Source: UNAIDS Gap Report 2015

### Asia and the Pacific

## East and Southern Africa

## West and Central Africa

Access information and statistics about the HIV epidemic across Asia and the Pacific and within individual countries.

---

Access information and statistics about the HIV epidemic across East and Southern Africa and within individual countries.

---

Access information and statistics about the HIV epidemic across West and Central Africa

---

## Middle East & North Africa updated August2017.png

## Latin America and Caribbean\_23August2016.jpg

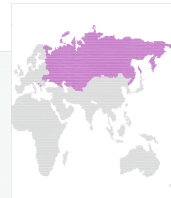
## Eastern Europe and Central Asia.jpg



**Middle East & North Africa (2016)**  
230,000 people living with HIV  
0.1% adult HIV prevalence  
18,000 new HIV infections  
11,000 AIDS-related deaths  
24% adults on antiretroviral treatment  
27% children on antiretroviral treatment  
Source: UNAIDS Data 2017



**Latin America and Caribbean (2016)**  
2 million people living with HIV  
0.5% adult HIV prevalence  
100,000 new HIV infections  
50,000 AIDS-related deaths  
74% know their status  
55% on antiretroviral treatment  
41% virally suppressed  
Source: UNAIDS Prevention Gap Report 2016



**Eastern Europe & Central Asia (2015)**  
1.5 million people living with HIV  
0.9% adult HIV prevalence  
190,000 new HIV infections  
47,000 AIDS-related deaths  
67% know their status  
21% adults on antiretroviral treatment  
19% virally suppressed  
Source: UNAIDS Gap Report 2016

## Middle East & North Africa (MENA)

## Latin America

## Eastern Europe & Central Asia

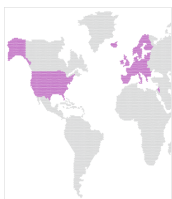
In the past decade, AIDS-related deaths have increased in the MENA region compared with a worldwide fall.

Access information and statistics about the HIV epidemic across Latin America and the Caribbean.

The HIV epidemic in this region continues to grow with low treatment access and threats to HIV funding undermining progress.

---

## Western Europe and North America.jpg



**Western/Central Europe & North America (2015)**  
5.1 million people living with HIV  
0.2% adult HIV prevalence  
300,000 new HIV infections  
180,000 AIDS-related deaths  
86% know their status  
59% adults on antiretroviral treatment  
47% virally suppressed  
Source: UNAIDS Gap Report 2016

## Western Europe, Central Europe and North America

Access information and statistics about the HIV epidemic across this region and within individual countries.

---

**Last updated:** 24 April 2017